November 3, 2026

Kalamazoo (MI) DPS - Post-Contact

Owner	My90
Controls & Filters	Last Month

Summary (All Time)

/ 81% Post-Contact Score
/ 33,698 All-time Sends
/ 7,320 Responses
/ 22% Response Rate
/ Dataset last updated 1 day ago

Number of Responses

72

(2026-10-31T09:15:16 vs 2026-10-31T09:15:1
Prior Month 72

0

Based on your interaction, how do you view Kalamazoo DPS?

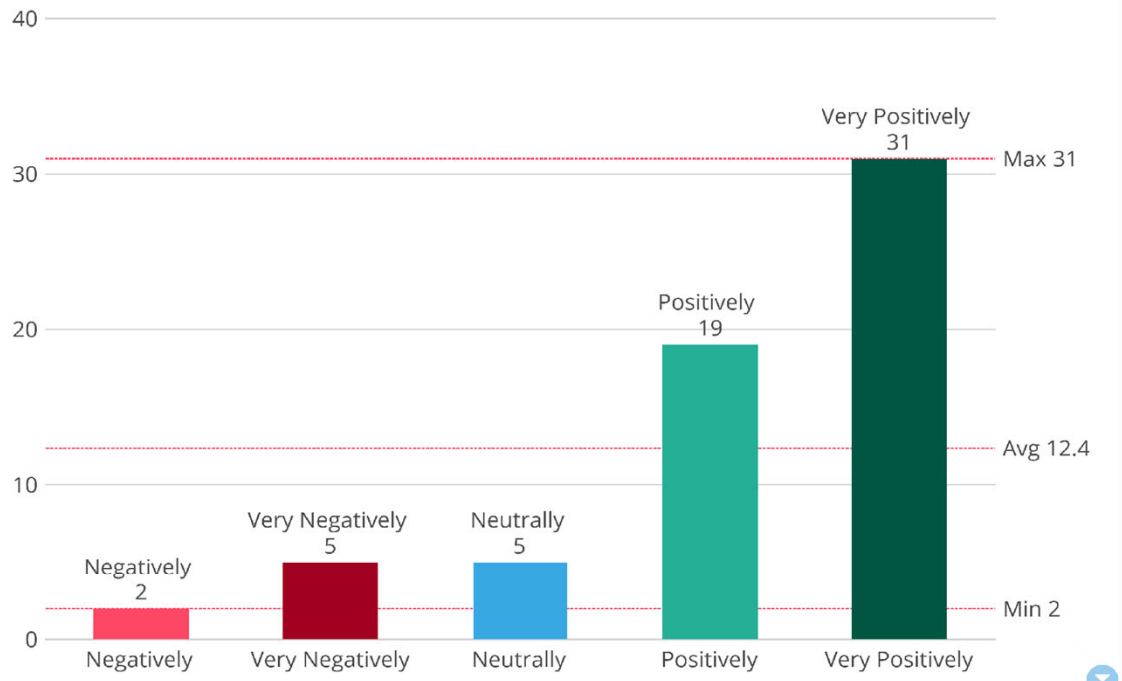

BADGES EARNED

Select Age Group
Select

Select Race/Ethnicity
Select

Select Gender
Select

Select Interaction Type
Select

COMMUNITY SENTIMENT

78% had a positive view of the agency | 0 Last 30 Days vs Last 60 Days Prior Month 78%

78% felt they were treated with respect | 0 Last 30 Days vs Last 60 Days Prior Month 78%

79% felt they were treated fairly | 0 Last 30 Days vs Last 60 Days Prior Month 79%

81% felt they were listened to | 0 Last 30 Days vs Last 60 Days Prior Month 81%

81% understood what they were told | 0 Last 30 Days vs Last 60 Days Prior Month 81%

80% had their questions answered | 0 Last 30 Days vs Last 60 Days Prior Month 80%

Did you receive the help you needed?

Yes	38	79.2%
No	10	20.8%

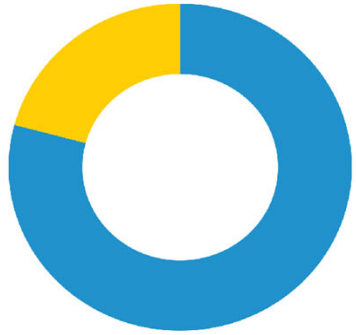

What was the main reason you didn't receive the help you needed?

by Month

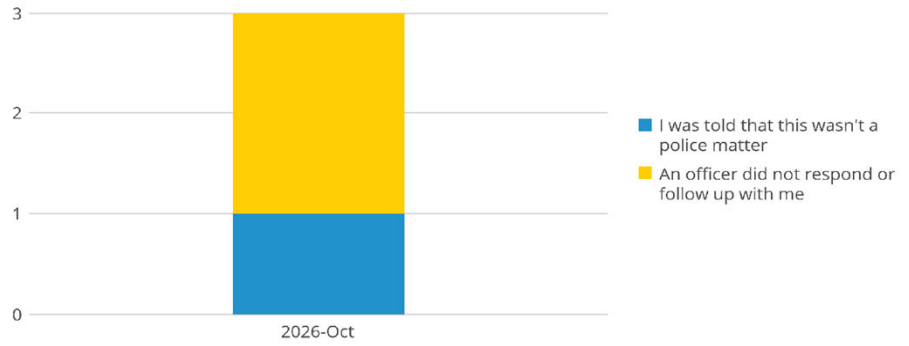



PROCEDURAL JUSTICE

Comparison - View of the agency vs Race/Ethnicity

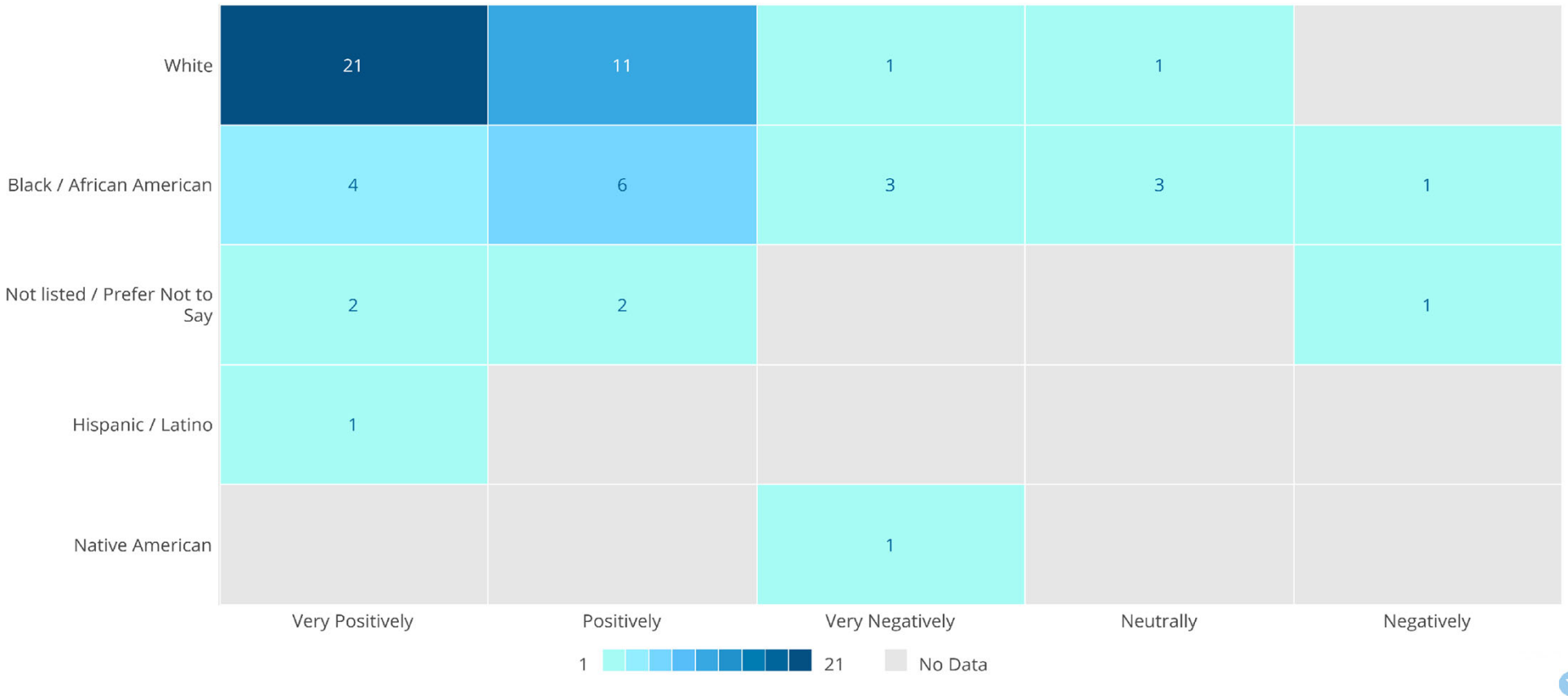

COMMUNITY INPUT ON PUBLIC SAFETY CONCERNS

What is your top safety concern in your community?

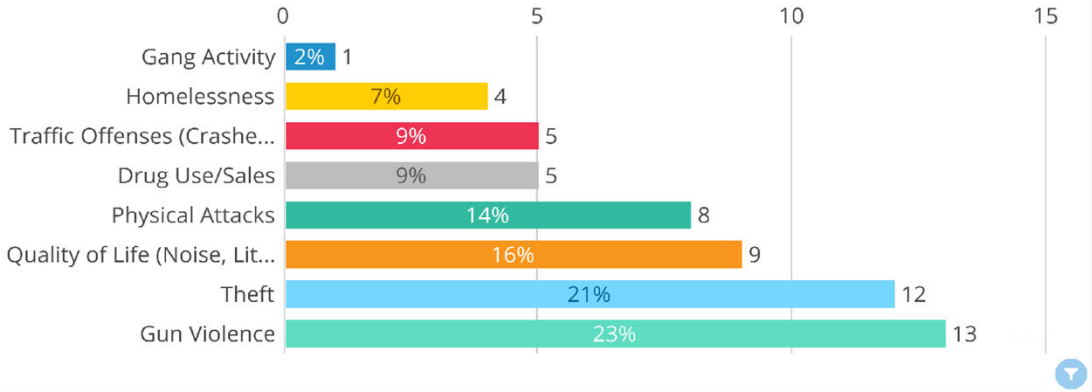

Community Concerns

by Month

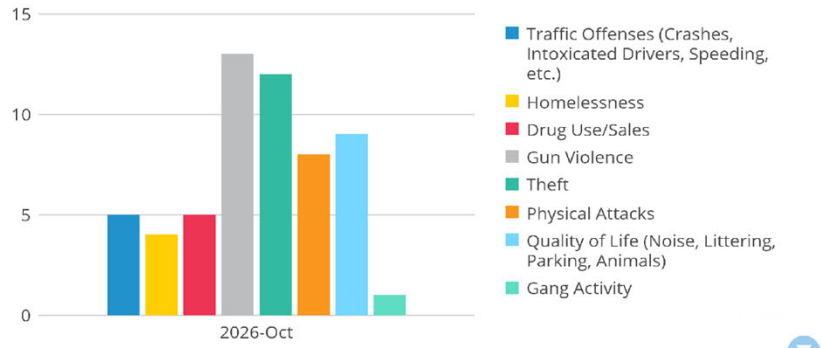

What would you most like Kalamazoo DPS to do to improve safety in your com...

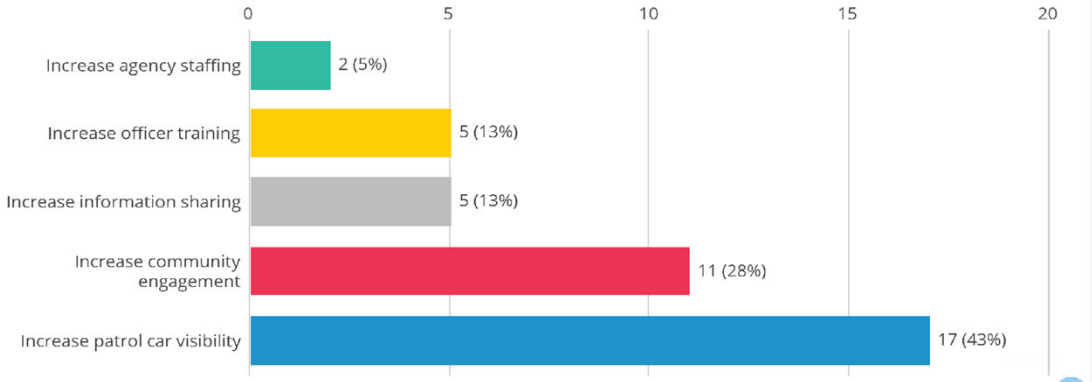

Community Request

by Month

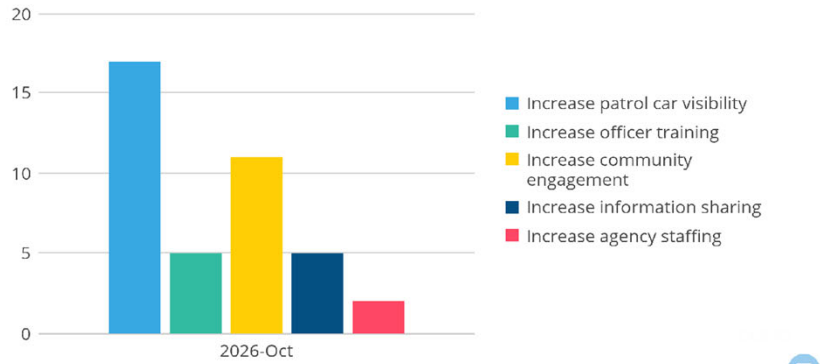

DEMOGRAPHICS

What best describes your gender?

Female	26	59.1%
Male	17	38.6%
Not listed / Prefer Not to Say	1	2.27%

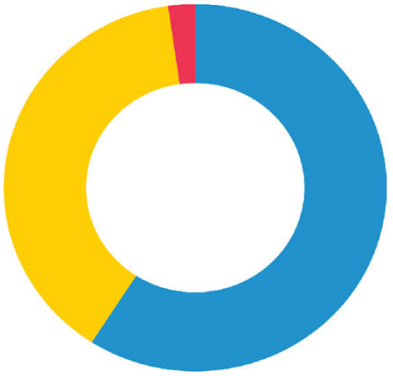

What is your age range?

Under 18	2.33%
21-27	13.95%
28-35	2.33%
36-45	16.28%
46-60	39.53%
61+	20.93%
Prefer Not to Say	4.65%

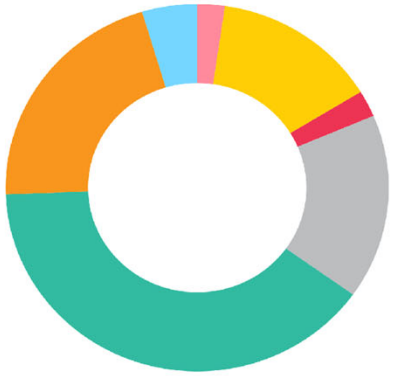

What best describes your race/ethnicity?

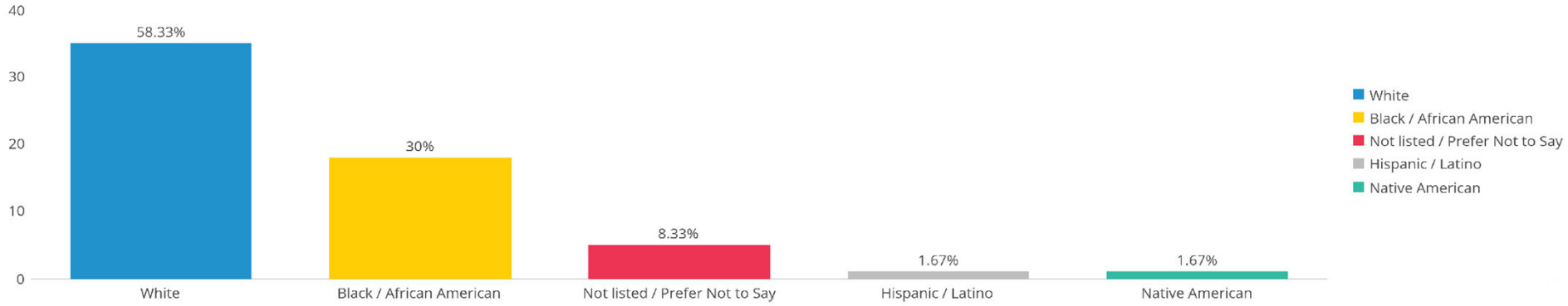



FEEDBACK