

December 1, 2025

Kalamazoo (MI) DPS - Traffic Stop

Controls
& Filters

Last Month

Summary (All Time)

/ **88%** Post-Traffic Stop Score
/ **1,010** All-time Responses
/ Dataset last updated 5 hours ago

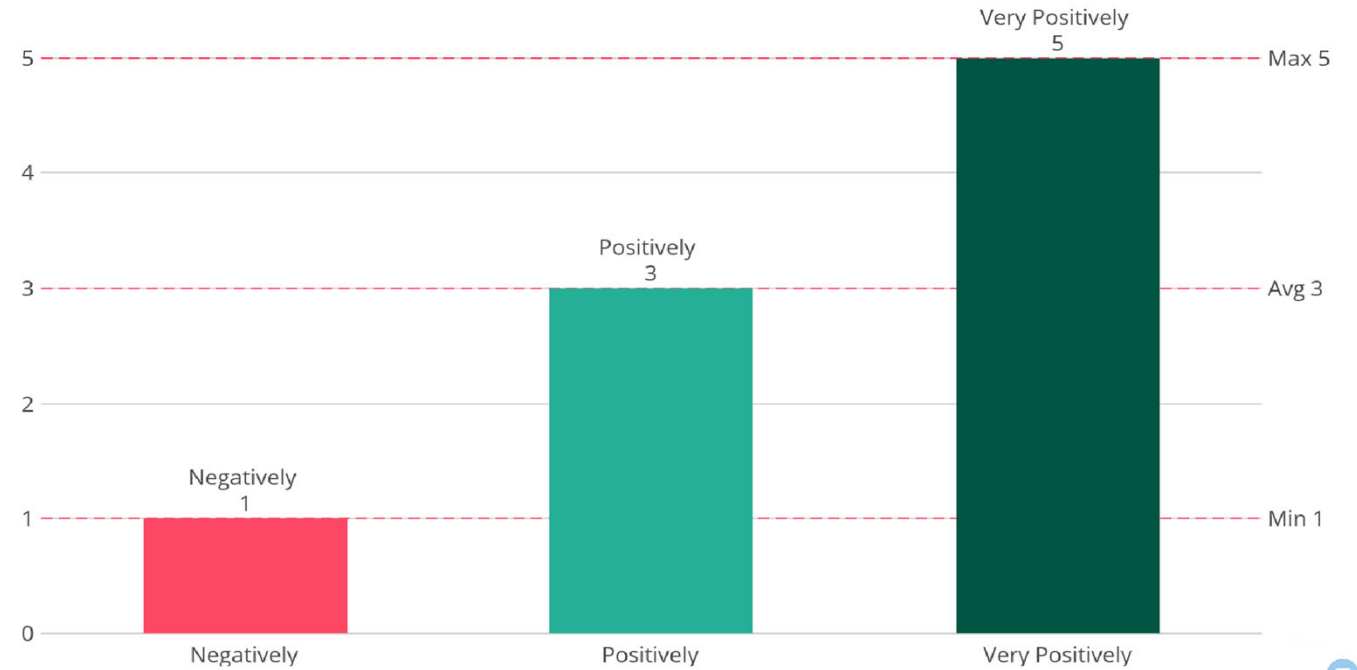
Number of Responses

9

(2025-11-26T20:00:52 vs 2025-11-26T20:00:52)
Prior Month 9

0

Based on your interaction during the stop, how do you view Kalamazoo Public Safety?



Select Age Group

Select

Select Race/Ethnicity

Select

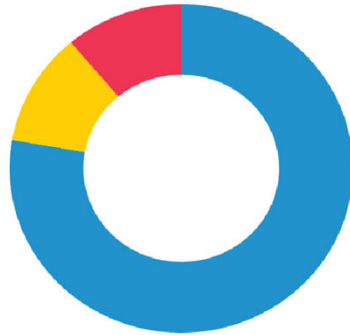
Select Gender

Select

Traffic Stop Feedback

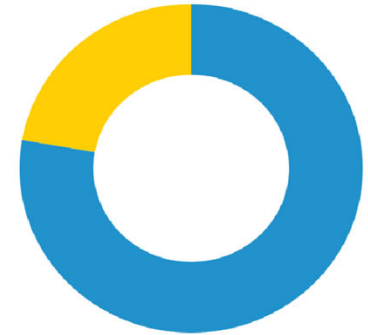
Did the Officer introduce themselves to you?

• Yes	7
• I'm not sure	1
• No	1



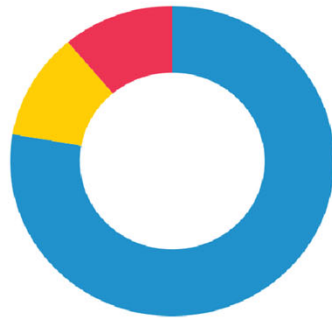
What was the outcome of the stop?

• Warning	7
• I'm not sure	2



Did the Officer explain why they stopped you?

• Yes	7
• I'm not sure	1
• No	1



Did the officer explain what you need to do with the citation?

No data in filtered range



COMMUNITY SENTIMENT

89% Positive view of agency | 0 Last 30 Days vs. 60 Days
Prior Month 89%



89% Treated with respect | 0 Last 30 Days vs. 60 Days
Prior Month 89%



89% Felt they were treated fairly | 0 Last 30 Days vs. 60 Days
Prior Month 89%



89% Felt they were listened to | 0 Last 30 Days vs Last 60 Days
Prior Month 89%



89% Understood what they were told | 0 Last 30 Days vs Last 60 Days
Prior Month 89%



83% had their questions answered | 0 Last 30 Days vs Last 60 Days
Prior Month 83%



Submissions by Day by Day

DECEMBER 2025

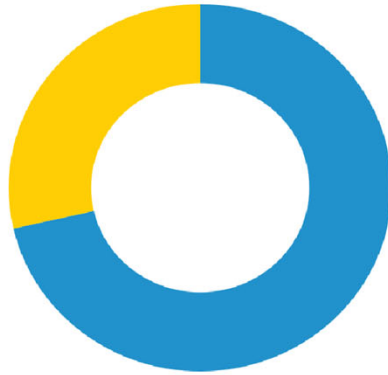
S	M	T	W	T	F	S
30	1	2	3	4	5	6
7	8	9	10	11	12	13
14	15	16	17	18	19	20
21	22	23	24	25	26	27
28	29	30	31	1	2	3



DEMOGRAPHICS

What best describes your gender?

Male	5	71.4%
Female	2	28.6%



What is your age range?

21-27	2
46-60	1
36-45	2
61+	2



What best describes your race/ethnicity?

