

January 5, 2026

Kalamazoo (MI) DPS - Traffic Stop

Controls
& Filters

Last Month

Summary (All Time)

/ **88%** Post-Traffic Stop Score
/ **1,018** All-time Responses
/ Dataset last updated 6 hours ago

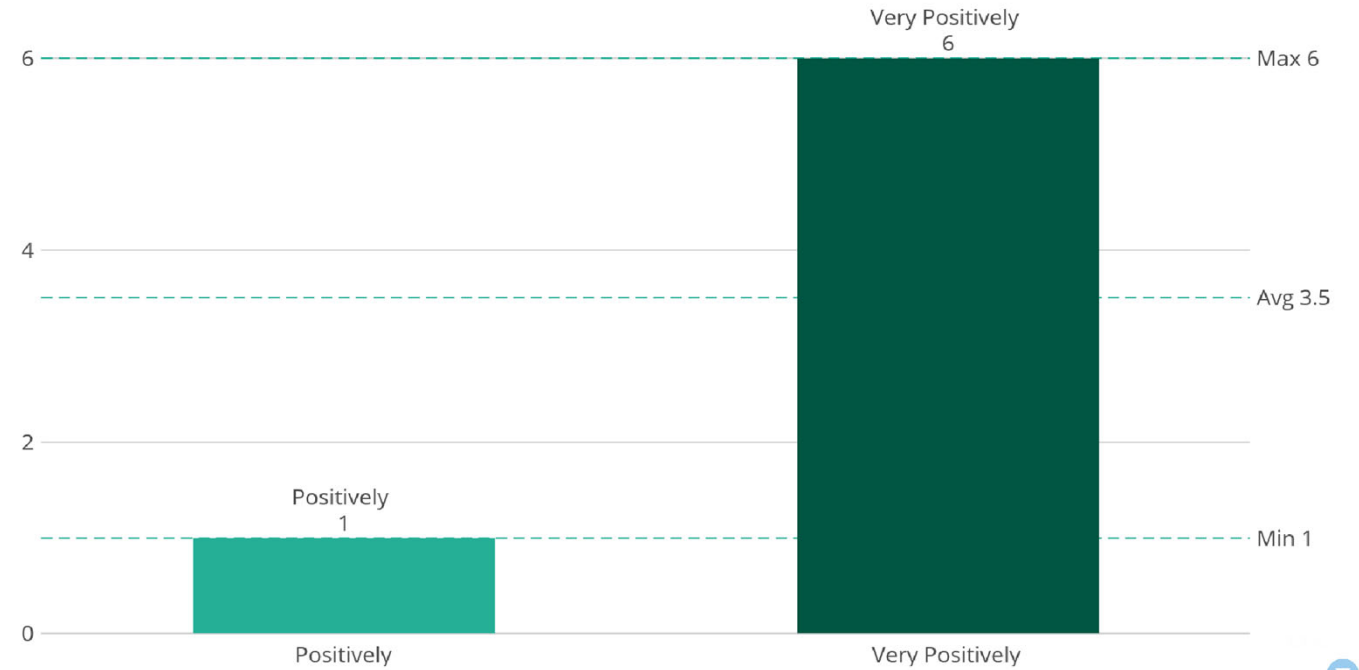
Number of Responses

7

(2025-12-29T16:02:44 vs 2025-12-29T16:02:44)
Prior Month 7

0

Based on your interaction during the stop, how do you view Kalamazoo Public Safety?



Select Age Group

Select

Select Race/Ethnicity

Select


Select Gender

Select

Traffic Stop Feedback

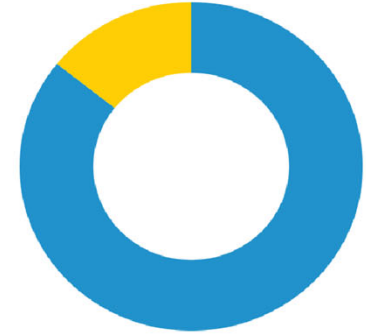
Did the Officer introduce themselves to you?

• Yes 7




What was the outcome of the stop?

• Warning 6
• Citation (Fine) 1



Did the Officer explain why they stopped you?

• Yes 7



Did the officer explain what you need to do with the citation?

No data in filtered range



COMMUNITY SENTIMENT

100% Positive view of agency | 0 Last 30 Days vs. 60 Days
Prior Month 100%



100% Treated with respect | 0 Last 30 Days vs. 60 Days
Prior Month 100%



100% Felt they were treated fairly | 0 Last 30 Days vs. 60 Days
Prior Month 100%



100% Felt they were listened to | 0 Last 30 Days vs Last 60 Days
Prior Month 100%



100% Understood what they were told | 0 Last 30 Days vs Last 60 Days
Prior Month 100%



81% had their questions answered | 0 Last 30 Days vs Last 60 Days
Prior Month 81%



Submissions by Day by Day

JANUARY 2026

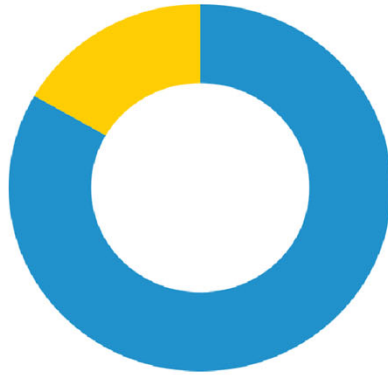
S	M	T	W	T	F	S
28	29	30	31	1	2	3
4	5	6	7	8	9	10
11	12	13	14	15	16	17
18	19	20	21	22	23	24
25	26	27	28	29	30	31



DEMOGRAPHICS

What best describes your gender?

Male	5	83.3%
Female	1	16.7%

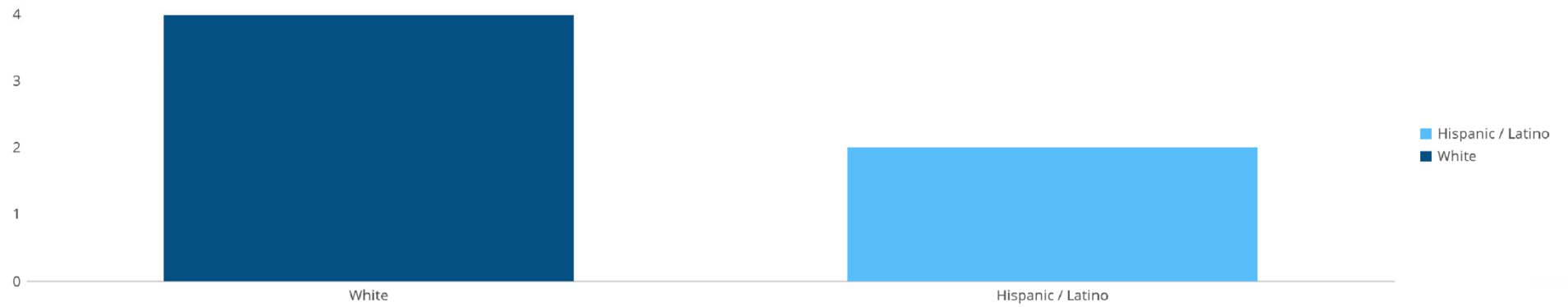


What is your age range?

18-20	1
21-27	1
28-35	1
36-45	1
61+	2



What best describes your race/ethnicity?



FEEDBACK